

# AXIS COMPENSATION MODULES

## SERIES XYR

### ▶ PRODUCT ADVANTAGES



#### ▶ Adjustable balancing force and stroke

Using adjusting screws, you can adjust the properties of the equalizer optimally to your application in the shortest amount of time

#### ▶ Flat design

This structure reduces the moment load for your robot to a minimum and makes it possible to use smaller and more affordable sizes

#### ▶ Can be fixed in place centrally or de-centrally

Depending on the requirement, you can clamp or centrally lock the equalizer position. An aid for optimal processes

### ▶ THE BEST PRODUCT FOR YOUR APPLICATION




#### ▶ Our products welcome the challenge!

Extreme conditions, all over the world—our tried and tested components and systems give you endless possibilities.

Find the best product for your specific use:

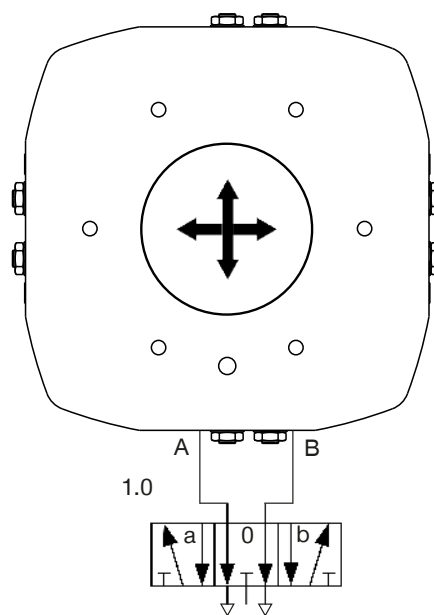
[www.zimmer-group.com](http://www.zimmer-group.com)

## ► BENEFITS IN DETAIL



- ① **Piston position sensing**
  - via magnetic field sensors
  - included in scope of delivery
- ② **Robust, lightweight housing**
  - Hard-coated aluminum alloy
  - partial mounting circle in accordance with EN ISO 9409-1
  - lowest overall height
- ③ **Compensation force**
  - adjustable via adjustment screw
- ④ **Compensation stroke**
  - infinitely variable
- ⑤ **Locking piston**
  - central via cone
- ⑥ **Eccentric locking**
  - via pneumatic piston with frictional contact
- ⑦ **Linear guide**
  - for highest force and moments capacity
- ⑧ **Compensation plate**
  - to balance position errors in XY- direction

## ► PNEUMATIC PLANS



Valve	Status	Locking piston locked	Locking piston unlocked	Eccentric clamping activated	Eccentric clamping deactivated
1.0	a	█	█	█	█
	0	█	█	█	█
	b	█	█	█	█

# AXIS COMPENSATION MODULES

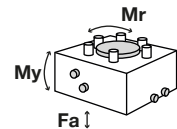
## INSTALLATION SIZE XYR1125

### ▶ PRODUCT SPECIFICATIONS



#### ▶ Forces and moments

Shows static forces and moments



Mr [Nm]	150
My [Nm]	150
Fa [N]	3600

### ▶ INCLUDED IN DELIVERY



Mounting block

**KB8K**



Cylinder Screw

**C7984100209**

### ▶ RECOMMENDED ACCESSORIES



Alternate proximity bracket

**KHA1000-8**




Inductive proximity switch - Connector M8

**NJ8-E2S**



Straight Fittings - Quick Connect Style

**GV1-8X8**



Piston position sensing

**ZUB088931**



Inductive proximity switch - Cable 5 m

**NJ8-E2**



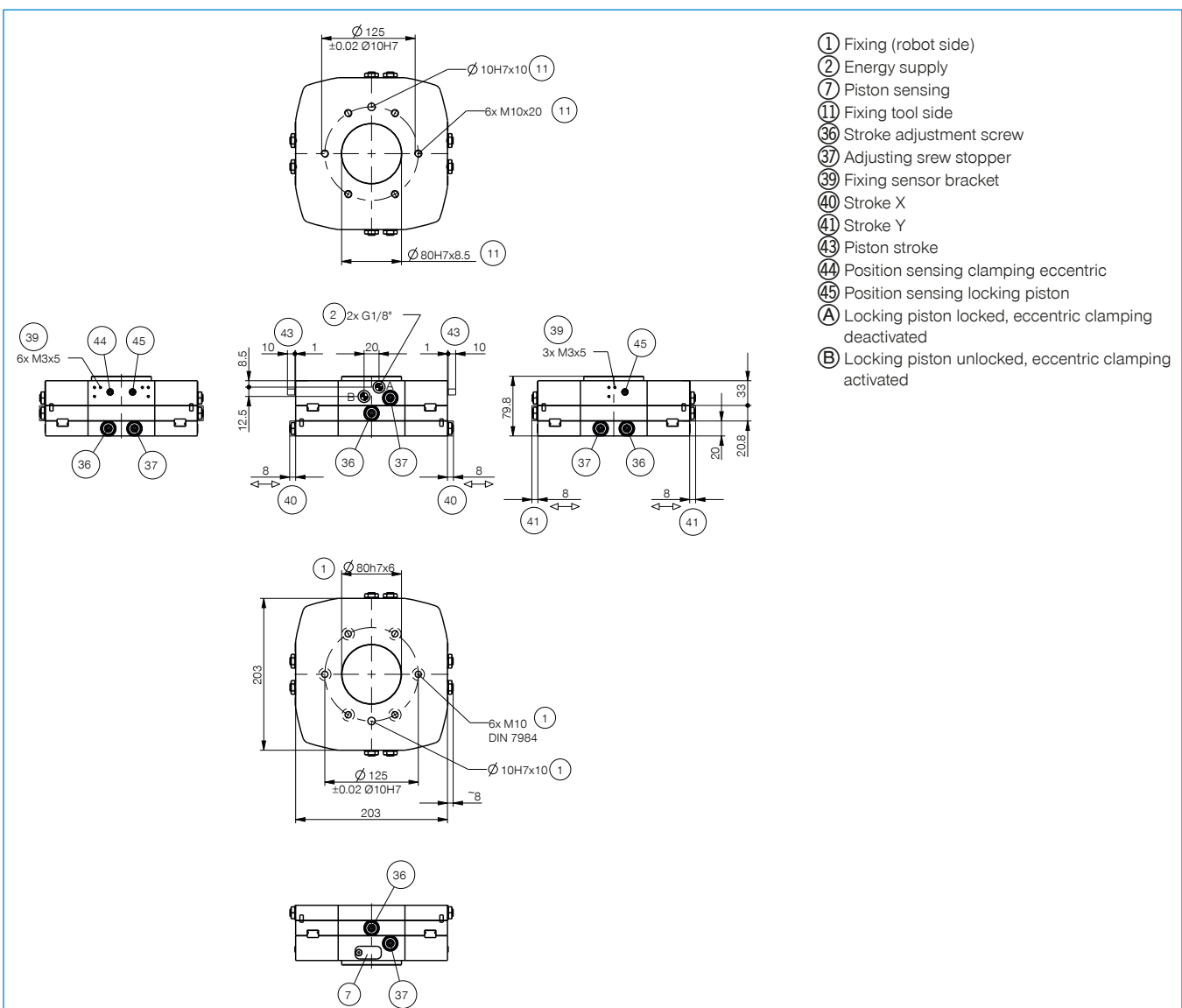
Angled Fittings - Quick Connect Style

**WV1-8X8**

Order no.	Technical Data*
Connecting flange according EN ISO 9409-1	TK 125
Recommended handling weight [kg]**	45
Stroke X/Y level +/- [mm]	8
Retention force centred [N]	900
Retention force decentred [N]	500
Operating pressure max. [bar]	8
Operating temperature min. [°C]	5
Operating temperature max. [°C]	+80
Air volume per cycle [cm³]	31
Moment of inertia [kg/cm²]	585
Weight [kg]	8.9

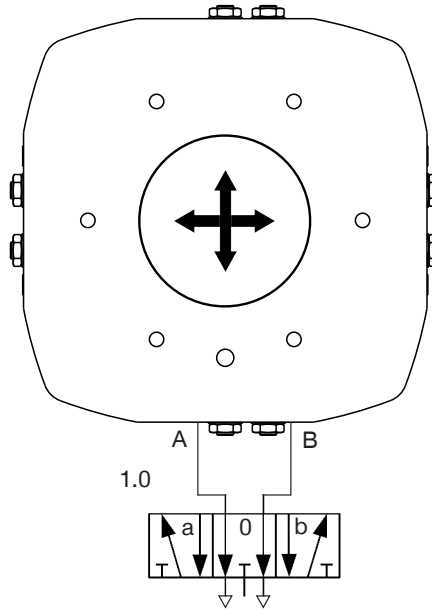
\*All data measured at 6 bar

\*\*with central attachment



# AXIS COMPENSATION MODULES SERIES XYR

## ► PNEUMATIC PLANS



Valve	Status	Locking piston locked	Locking piston unlocked	Eccentric clamping activated	Eccentric clamping deactivated
1.0	a	High	Low	Low	High
	0	Low	High	High	Low
	b	Low	Low	Low	High