

ROTARY CYLINDERS

SERIES PRN

▶ PRODUCT ADVANTAGES



“The economical”

▶ Concentration on the essentials

The most economic type of swivelling reduces your production costs










▶ Dampened end position

Using the hydraulic brake allows you to move up to the end positions gently, increasing the process reliability and durability of your application

▶ Forged drive shaft

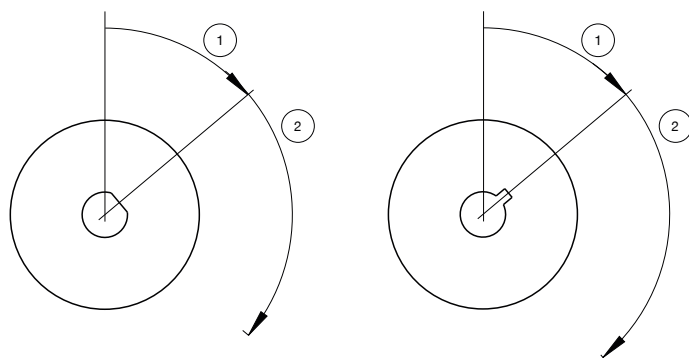
This shaft is not only robust, but can be individually adjusted

▶ SERIES CHARACTERISTICS

Installation size		Version				
LIXX		-90	-100	-180	-270	-280
 1.5 million maintenance-free cycles (max.)		•	•	•	•	•
 IP54		•	•	•	•	•
 Inductive sensor		•	•	•	•	•
 Positionability - 2 positions		•	•	•	•	•
 Rotation angle 90°		•				
 Rotation angle 100°			•			
 Rotation angle 180°				•		
 Rotation angle 270°					•	
 Rotation angle 280°						•



▶ STARTING ANGLE



- ① Starting angle
- ② Swivel angle



Installation size

PRN1	PRN20
PRN3	PRN30
PRN10	PRN50
	PRN150
	PRN300
	PRN800

▶ TECHNICAL DATA

Installation size	Swivel angle [°]	Torque [Nm]	Weight [kg]	IP class
PRN1	90 - 270	0,15	0,04	IP54
PRN3	90 - 270	0,38	0,07	IP54
PRN10	90 - 270	1,2	0,14	IP54
PRN20	90 - 270	2,1	0,25	IP54
PRN30	90 - 270	4,1	0,5	IP54
PRN50	90 - 270	5,9 - 12,8	0,75 - 0,8	IP54
PRN150	90 - 270	18 - 41,5	1,6 - 1,9	IP54
PRN300	90 - 270	34,5 - 83	3,6 - 4,1	IP54
PRN800	90 - 270	123 - 247	11 - 12,5	IP54

▶ FURTHER INFORMATION IS AVAILABLE ONLINE



All information just a click away at: www.zimmer-group.com. Find data, illustrations, 3D models and operating instructions for your installation size using the order number for your desired product. Quick, clear and always up-to-date.

ROTARY CYLINDERS

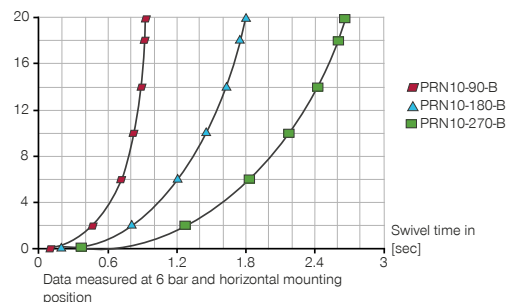
INSTALLATION SIZE PRN10

▶ PRODUCT SPECIFICATIONS



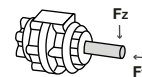
▶ Moment of inertia

[kg cm²] Shows the expected swivel time vs the calculated moment of inertia



▶ Forces and moments

Shows the maximum static shaft load.



FY [N]	4
FZ [N]	50

▶ RECOMMENDED ACCESSORIES



ENERGY SUPPLY



GVM5
Straight Fittings - Quick Connect Style



DRVM5X4
Flow Control Valves - with Swivel joint



DSV1-8
Pressure safety valve



DSV1-8E
Pressure safety valve with quick exhaust



CONNECTIONS / OTHER



F10-P
Flange



F10-LB
Angle flange



DB10
Rotation limiter

▶ RECOMMENDED ACCESSORY ROTATION LIMITER



AI-M8X1-38
Stop Stroke Adjustment Screws



NJ12-E2S
Inductive proximity switch - Connector M8



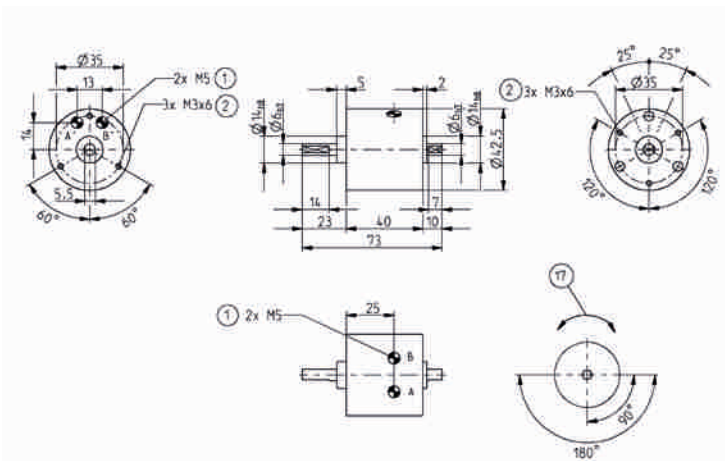
NJ12-E2
Inductive proximity switch - Cable 5 m



KAW500
Plug-in connector Angled Cable 5m - Socket M8 (female)

Order no.	► Technical data		
	PRN10-90-B	PRN10-180-B	PRN10-270-B
Swivel angle [°]	90	180	270
Tolerance swivel angle [°]	0° / +4°	0° / +4°	0° / +4°
Starting Angle [°]	90	90	45
Torque [Nm]	1.2	1.2	1.2
Swivel time [s]	0.13	0.2	0.28
Operating pressure min. [bar]	2	2	2
Operating pressure max. [bar]	7	7	7
Nominal operating pressure [bar]	6	6	6
Operating temperature min. [°C]	-5	-5	-5
Operating temperature max. [°C]	+80	+80	+80
Air volume per cycle [cm³]	19.6	19.6	19.6
Weight [kg]	0.14	0.14	0.14

- ① Energy supply
- ② Fixing Rotor
- Ⓐ Air connection (0°-90°/180°/270°)
- Ⓑ Air connection (90°/180°/270°-0°)
- Ⓐ Alternate air connection 0°-90°/180°/270°
- Ⓑ Alternate air connection 90°/180°/270°-0°



ROTARY CYLINDERS

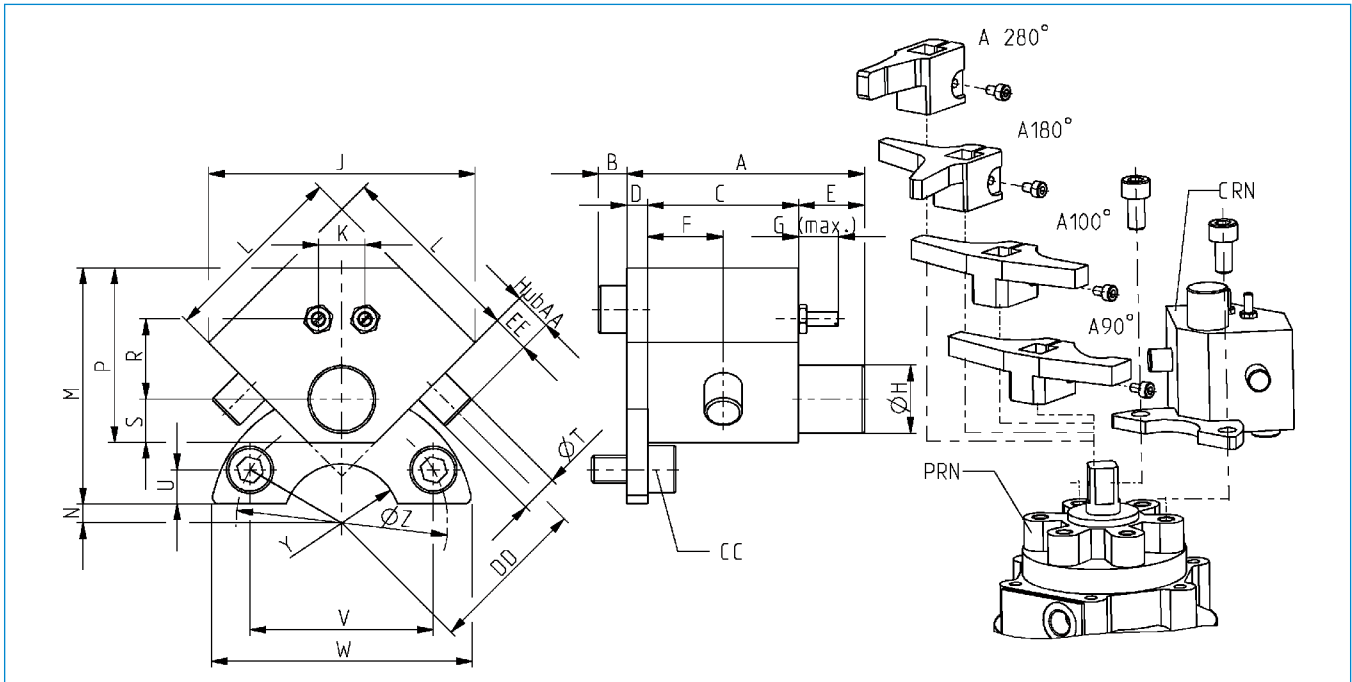
ACCESSORIES SERIES PRN

► OIL DAMPER FOR PNEUMATIC ROTOR




► Technical data

Order no.	CRN50	CRN150	CRN300
suitable for	PRN50	PRN150	PRN300
Brake angle [°]	11	12	14
Energy absorption per stroke max. [Nm]	3	10	20
Energy absorption per stroke max. [Nm/h]	12000	43200	84000
Operating temperature min. [°C]	5	5	5
Operating temperature max. [°C]	50	50	50
Weight [g]	240	420	780



Order no.	A	B	C	D	E	F	G	H	J	K	L	M	N	P	R	S	T	U	V	W	Y	Z	AA	CC	DD	EE
	[mm]	[mm]	[mm]	[mm]	[mm]	[mm]	[mm]	[mm]	[mm]	[mm]	[mm]	[mm]	[mm]	[mm]	[mm]	[mm]	[mm]	[mm]	[mm]	[mm]	[mm]	[mm]	[mm]	[mm]	[mm]	[mm]
CRN50	50.6	6.0	3.2	4.5	14	16	8.5	Ø14,4	56.6	9.9	40	50	4.0	37	17.0	9.2	Ø8	7.2	39.0	56	R12,5	Ø45	6.5	M6x1x12	34	8
CRN150	56.5	7.2	3.6	4.5	16	18	8.5	Ø18,4	70.7	11.3	50	62	9.5	49	25.5	11.4	Ø10	8.0	60.6	80	R15,0	Ø70	10.0	M8x1,25x16	46	12
CRN300	62.5	7.2	4.2	4.5	16	21	12.0	Ø22,5	91.9	12.7	65	87	8.0	61	33.2	14.1	Ø12	12.0	69.2	95	R22,5	Ø80	15.0	M10x1,5x20	62	18

▶ STOP LEVER FOR OIL DAMPER



▶ STOP LEVER PRN50

▶ Technical data

Order no.	A50-90-B	A50-180-B	A50-270
Swivel angle [°]	90	180	270

▶ STOP LEVER PRN150

▶ Technical data

Order no.	A150-90-B	A150-180-B	A150-270
Swivel angle [°]	90	180	270

▶ STOP LEVER PRN300

▶ Technical data

Order no.	A300-90-B	A300-180-B	A300-270
Swivel angle [°]	90	180	270