


FLAT SWIVEL UNITS

SERIES MSF

▶ PRODUCT ADVANTAGES



“The unique”

▶ **Decide for yourself!**

Flange connection or journal shaft, with or without shock absorbers: The multitude of variants ensure you always find what you need

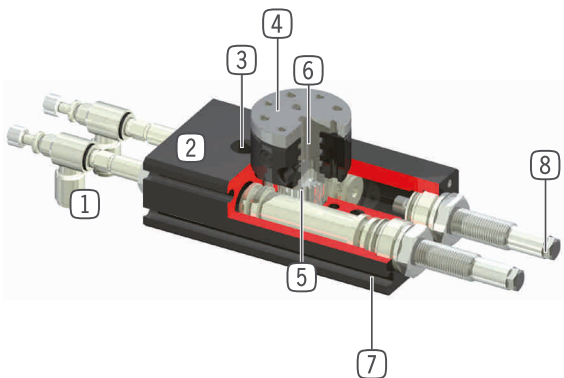
▶ **Flat structure**

Thanks to the reverse double piston drive, the unit can work in operations requiring flat conditions. This is how you can build your application to save more space

▶ **Infinitely adjustable swivel angle**

Become flexible and unique with the completely adjustable swivel angle that also reduces set up times

▶ BENEFITS IN DETAIL



① **Air flow control valve**

- for speed regulation
- included in scope of delivery

② **Robust, lightweight housing**

- Hard-coated aluminum alloy

③ **Mounting and positioning**

- mounting possible from several sides for versatile positioning

④ **Tool intake**

- with shaft extension or flange available

⑤ **Force transfer**

- rack and pinion

⑥ **Up to 2 way integrated air feed-through**

- for hoseless air transfer
- hose package does not have to be pivoted

⑦ **Sensing slot**









- mounting and positioning of magnetic field sensors

⑧ **Integrated shock absorbers with spiral groove technology**

- adjustable end position damping



► SERIES CHARACTERISTICS

Installation size		Version					
MSFXX		N-F001	S-F001	N-F002	S-F002	N-D2	S-D2
	10 million maintenance-free cycles (max.)	•	•	•	•	•	•
	IP41	•	•	•	•	•	•
	Magnetic field sensor	•	•	•	•	•	•
	Flange	•	•			•	•
	Shaft extension			•	•		
	Fluid feed-through					•	•
	Elastomer end position damping	•		•		•	
	Powerstop end position damping		•		•		•
	Positionability - 2 positions	•	•	•	•	•	•
	Adjustable swivel angle	•	•	•	•	•	•

► TECHNICAL DATA

Installation size	Swivel angle [°]	Torque [Nm]	Weight [kg]	IP class
MSF34	90-180	0,3 - 0,4	0,17 - 0,21	IP41
MSF40	90-180	0,6 - 0,7	0,26 - 0,29	IP41
MSF44	90-180	1 - 1,2	0,41 - 0,46	IP41

► FURTHER INFORMATION IS AVAILABLE ONLINE



All information just a click away at: www.zimmer-group.com. Find data, illustrations, 3D models and operating instructions for your installation size using the order number for your desired product. Quick, clear and always up-to-date.

FLAT SWIVEL UNITS

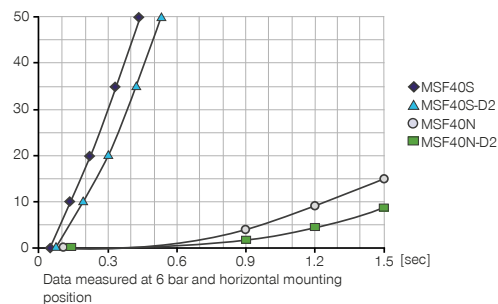
INSTALLATION SIZE MSF40

▶ PRODUCT SPECIFICATIONS



▶ Moment of inertia

[kg cm²] Shows the expected swivel time vs the calculated moment of inertia



▶ INCLUDED IN DELIVERY



2 [piece]
Flow Control Valves - with Swivel joint
DRVM3X4



2 [piece]
Centering Disc
DST40800

▶ RECOMMENDED ACCESSORIES



ENERGY SUPPLY



GVM3
Straight Fittings - Barb Style Connection



DSV1-8
Pressure safety valve



DSV1-8E
Pressure safety valve with quick exhaust



SENSORS



MFS01-S-KHC-P1-PNP
Magnetic field sensor angled, cable 0.3 m - M8 connector



MFS02-S-KHC-P1-PNP
Magnetic field sensor straight, cable 0.3 m - M8 connector



MFS01-S-KHC-P2-PNP
2-point sensor angled, cable 0.3 m - M8 connector



SENSORS



MFS02-S-KHC-P2-PNP
2-point sensor straight, cable 0.3 m - M8 connector



CONNECTIONS / OTHER



KAG500
Plug-in connector Straight Cable 5m - Socket M8 (female)



KAW500
Plug-in connector Angled Cable 5m - Socket M8 (female)



S8-G-3
Plug-in connector customizable Straight - Connector M8



S12-G-3
Plug-in connector customizable Straight - Connector M12

Order no.	► Technical data					
	MSF40N-F001	MSF40S-F001	MSF40N-F002	MSF40S-F002	MSF40N-D2	MSF40S-D2
Swivel angle [°]	90-180	90-180	90-180	90-180	90-180	90-180
Torque [Nm]	0.7	0.7	0.7	0.7	0.6	0.6
End position damping by	Elastomer	PowerStop	Elastomer	PowerStop	Elastomer	PowerStop
Tool holder via	Flange	Flange	Shaft extension	Shaft extension	Flange	Flange
Repetition accuracy +/- [°]	0.07	0.01	0.07	0.01	0.07	0.01
Pneumatic energy transfer [Quantity]					2	2
Axial bearing load [N]	215	215	215	215	215	215
Radial bearing load [Nm]	7	7	7	7	7	7
Operating pressure min. [bar]	3	3	3	3	3	3
Operating pressure max. [bar]	8	8	8	8	8	8
Nominal operating pressure [bar]	6	6	6	6	6	6
Operating temperature min. [°C]	5	5	5	5	5	5
Operating temperature max. [°C]	+80	+80	+80	+80	+80	+80
Air volume per cycle 90° [cm³]	4.3	4.3	4.3	4.3	4.3	4.3
Air volume per cycle 180° [cm³]	8.6	8.6	8.6	8.6	8.6	8.6
Weight [kg]	0.26	0.27	0.26	0.27	0.28	0.29

