

LIFTING CYLINDERS

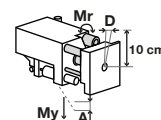
INSTALLATION SIZE HZ40

▶ PRODUCT SPECIFICATIONS



▶ Forces and moments

Max allowable static forces and moments.



▶ INCLUDED IN DELIVERY



2 [piece]
Mounting block
KB8-28



2 [piece]
Shock Absorbers
M14X1.5S



2 [piece]
Stop sleeve
DST01491

▶ RECOMMENDED ACCESSORIES



ENERGY SUPPLY



DRV1-8X6
Flow Control Valves - with Swivel joint



DSV1-8
Pressure safety valve



DSV1-8E
Pressure safety valve with quick exhaust



SENSORS



NJ8-E2
Inductive proximity switch - Cable 5 m



NJ8-E2S
Inductive proximity switch - Connector M8



CONNECTIONS / OTHER



KAG500
Plug-in connector Straight Cable 5m - Socket M8 (female)



KAW500
Plug-in connector Angled Cable 5m - Socket M8 (female)

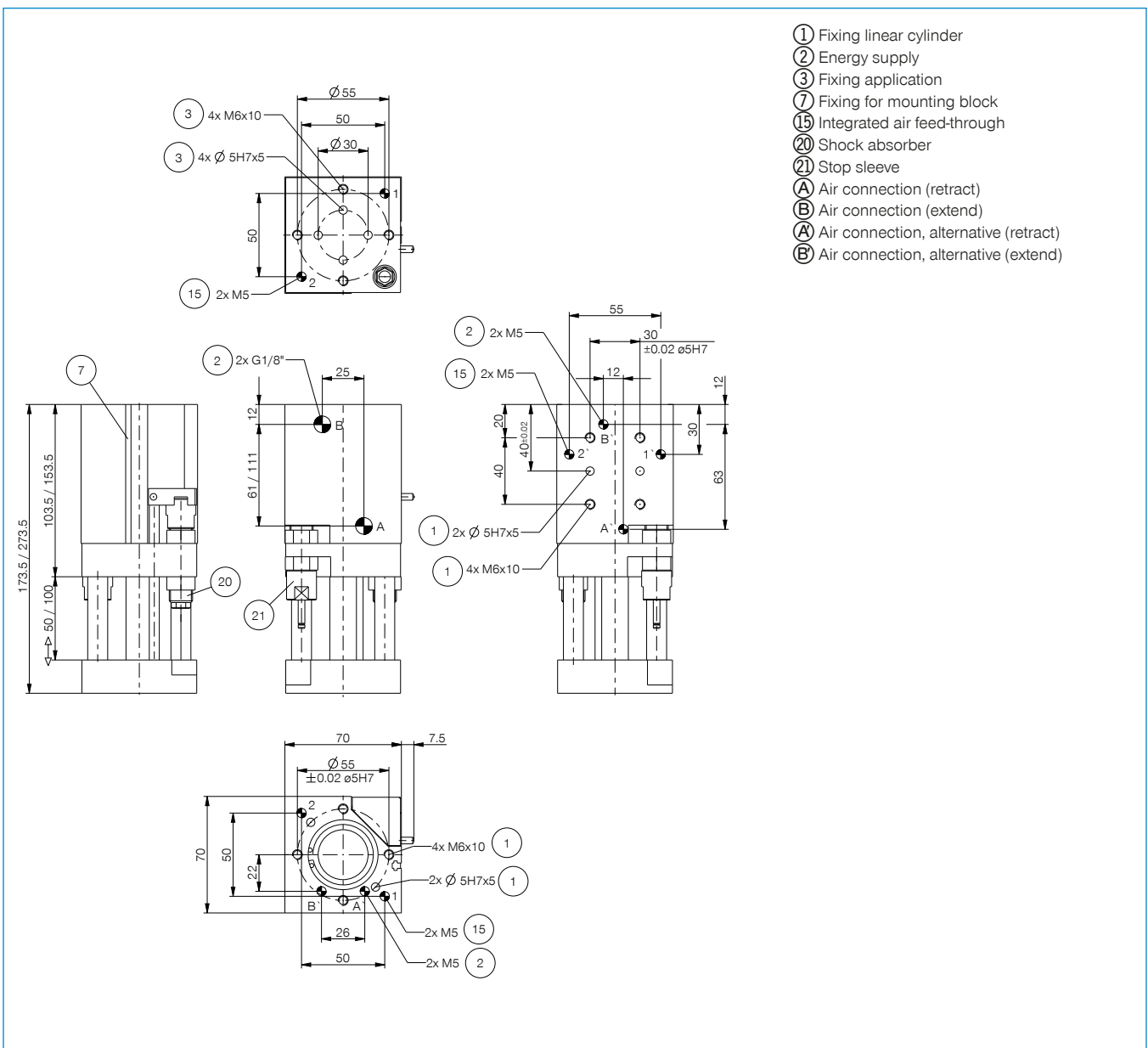


S8-G-3
Plug-in connector customizable Straight - Connector M8



S12-G-3
Plug-in connector customizable Straight - Connector M12

Order no.	▶ Technical data	
	HZ40-50D2	HZ40-100D2
Stroke [mm]	50	100
Pressure force max. [N]	720	720
Retraction force [N]	600	600
Air feed-through [Quantity]	2	2
Nominal operating pressure [bar]	6	6
Operating temperature min. [°C]	5	5
Operating temperature max. [°C]	+80	+80
Air volume per cycle [cm³]	116	232
Weight [kg]	2	2.7
Deviation D for Mr 5 N [mm]		0.5
Deviation D for Mr 10 N [mm]	0.1	
Deviation D for Mr 15 N [mm]		0.15
Deviation D for Mr 70 N [mm]	0.5	
Deflection A for My 60 N [mm]	0.05	0.1
Deflection A for My 100 N [mm]	0.1	0.15



LIFTING CYLINDERS

SERIES HZ

▶ PRODUCT ADVANTAGES



▶ Hoseless air passage

Eliminates undefined interference contours and wear-prone hoses and increases the safety of your application in the process





▶ Dampened end position

By using PowerStop shock absorbers, you can gently move up to the end positions, increasing the process reliability and durability of your application

▶ Very robust

Two ground and hard chrome-plated guide rods guarantee a secure process sequence with their rigidity and long service life

▶ SERIES CHARACTERISTICS

Installation size	
HZXX-XXXD2	
 10 million maintenance-free cycles (max.)	●
 Inductive sensor	●
 Powerstop end position damping	●
 IP40	●



► BENEFITS IN DETAIL



- ① **Integrated air feed-through**
 - for hoseless air transfer
- ② **Energy supply**
 - possible from several sides
- ③ **Mounting and positioning**
 - mounting possible from several sides for versatile positioning
- ④ **Mounting block**
 - mounting for inductive proximity switch
- ⑤ **Drive**
 - double-acting pneumatic cylinder
- ⑥ **Patented, hydraulic shock absorber**
 - adjustable end position damping
- ⑦ **Intake flange**
 - for fixing to the customer specific application
- ⑧ **Two guide rods**
 - high forces and moments capacity

► TECHNICAL DATA

	Stroke [mm]	Pressure force max. [N]	Retraction force [N]	Weight [kg]	IP class
Installation size HZ40	50 - 100	720	600	0,1 - 0,15	IP40

► FURTHER INFORMATION IS AVAILABLE ONLINE



All information just a click away at: www.zimmer-group.com. Find data, illustrations, 3D models and operating instructions for your installation size using the order number for your desired product. Quick, clear and always up-to-date.