

TOOL CHANGERS

SERIES HWR2000

▶ PRODUCT ADVANTAGES



▶ **Change in seconds**

Reduce your start up costs and minimise downtimes by changing your tool in seconds

▶ **Integrated air transfer system**

For supplying pneumatic actuators. Additional media can be transmitted using optional energy elements.

▶ **Includes loss protection**

Undesired falling of work pieces is eliminated - this means the highest safety for man and machine

▶ THE BEST PRODUCT FOR YOUR APPLICATION



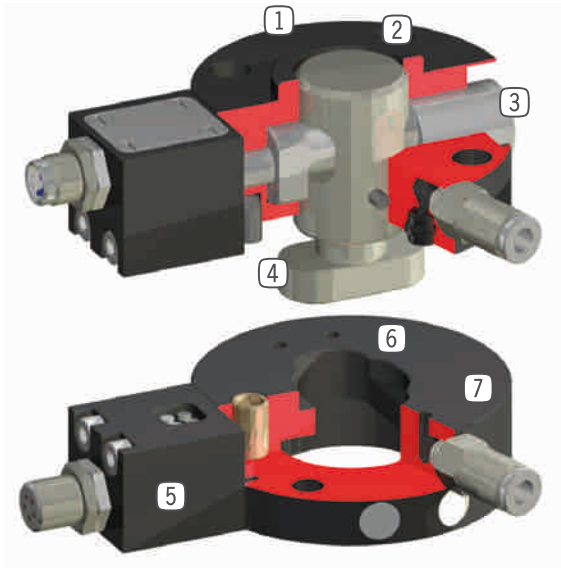
▶ **Our products welcome the challenge!**

Extreme conditions, all over the world—our tried and tested components and systems give you endless possibilities.

Find the best product for your specific use:

www.zimmer-group.com

► **BENEFITS IN DETAIL**



- ① **Fix part**
- for robot side assembly
- ② **Robot flange**
- partial mounting circle in accordance with EN ISO 9409-1
- ③ **Eccentric locking bolt**
- with spring supported snap in function
- ④ **Locking bolt**
- adapted to the clamping sleeve
- ⑤ **Pre-assembled standard energy element**
- ⑥ **Integrated air feed-through**
- air / vacuum transfer from fix to loose part, hoseless control possible
- ⑦ **Loose part**
- for tool side assembly

► **FURTHER INFORMATION IS AVAILABLE ONLINE**



► **Technical Information**

All information just a click away at: www.zimmer-group.com
 Find data, illustrations, 3D models and operating instructions for your installation size using the order number for your desired product.
 Quick, clear and always up-to-date.



TOOL CHANGERS

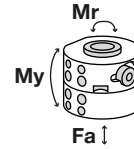
INSTALLATION SIZE HWR2050

▶ PRODUCT SPECIFICATIONS



▶ Forces and moments

Shows static forces and moments which may impact on the tool changer when locked.



Mr [Nm]	80
My [Nm]	70
Fa [N]	1600

▶ RECOMMENDED ACCESSORIES

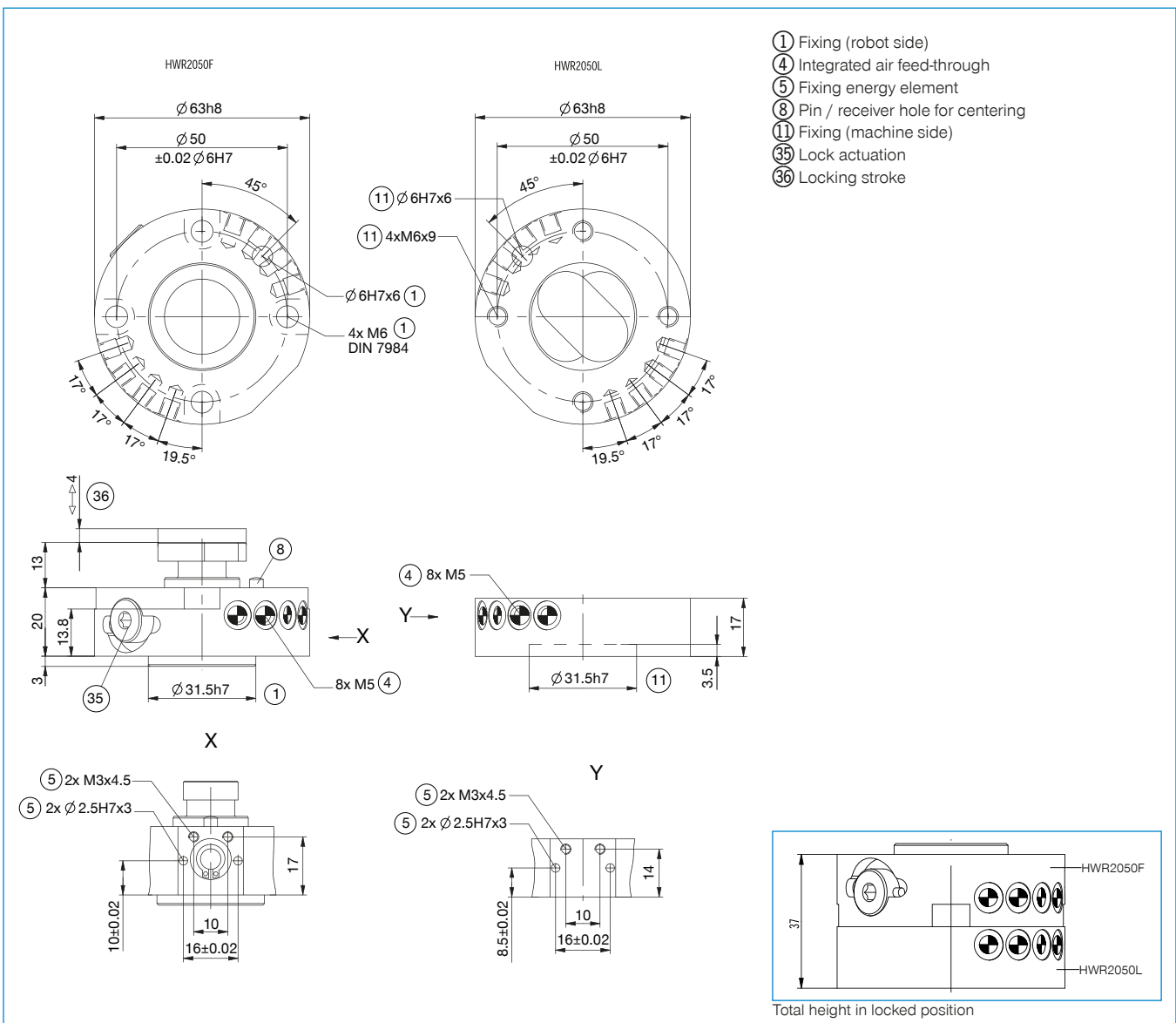


Straight Fittings - Quick Connect Style
GVM5



Energy Elements see page 18

Order no.	Technical Data	
	HWR2050F	HWR2050L
Connecting flange according EN ISO 9409-1	TK 50	TK 50
Recommended handling weight [kg]	20	20
Pneumatic energy transfer [Quantity]	8	8
Electrical energy transfer	optional	optional
Self locking mechanism when locking	mechanical	mechanical
Locking stroke [mm]	4	-
Repetition accuracy in Z [mm]	0.01	0.01
Repetition accuracy in X, Y [mm]	0.02	0.02
Operating temperature min. [°C]	5	5
Operating temperature max. [°C]	+80	+80
Moment of inertia [kg/cm ²]	0.86	0.67
Weight [kg]	0.23	0.115

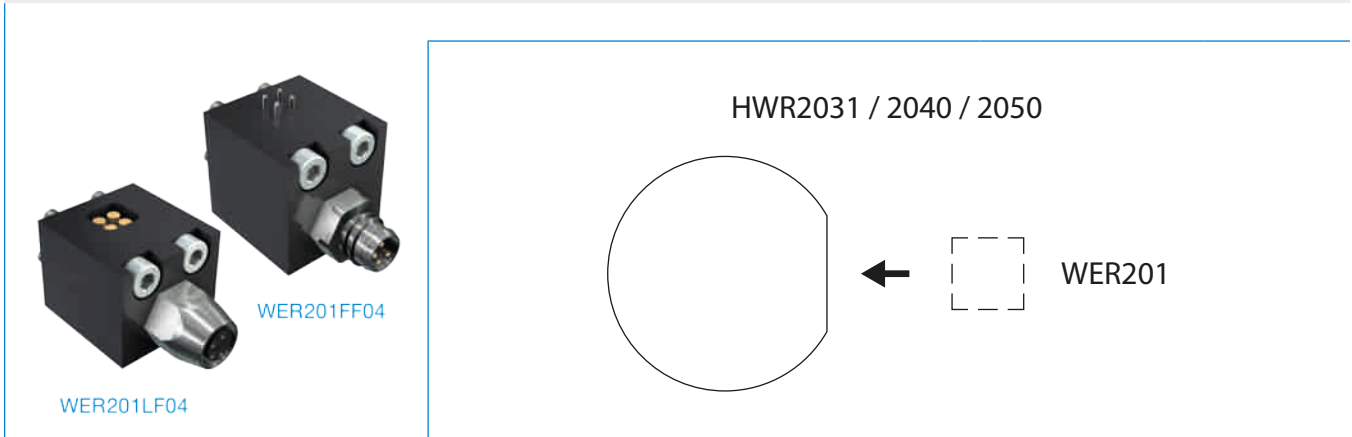


ENERGY ELEMENTS FOR TOOL CHANGER

SIZES HWR2031 / HWR2040 / HWR2050

1

▶ PRODUCT SPECIFICATIONS



▶ ELECTRICAL

▶ Technical Data

Order no.	WER201FF04	WER201LF04
compatible with	Fix part	Loose part
Connection type	Spring contact	Spring contact
Round Connector [Straight] *	KAG500B4	KAG500S4
Round Connector [Angle] *	KAW500B4	KAW500S4
Fixing thread	M8	M8
No. of contacts	4	4
Nominal current [A]	3	3
Supply voltage [V AC]	60	60
Supply voltage [V DC]**	75	75
Weight [kg]	0.03	0.03
Connection type	Male	Socket

* als Zubehör erhältlich see page 63

** Specifications for on-site grounding, 60V without grounding





PLUG-IN CONNECTOR FOR ENERGY ELEMENTS





SUITABLE FOR WER201 / WER02 / WER03 / WER3000

► PLUG-IN CONNECTOR FOR ENERGY ELEMENTS WER201 / WER02 / WER03

Order no.	► Technical Data							
	KAG500B4	KAW500B4	B8-G-4	B8-W-4	KAG500S4	KAW500S4	S8-G-4	S8-W-4
Fixing thread	M8	M8	M8	M8	M8	M8	M8	M8
No. of contacts	4	4	4	4	4	4	4	4
Cable length [m]	5	5	-	-	5	5	-	-
Cable-Ø [mm]	4.3	4.3	-	-	4.3	4.3	-	-
Cable sheath material	PUR	PUR	-	-	PUR	PUR	-	-
Bend radius	10xØ	10xØ	-	-	10xØ	10xØ	-	-
Protection to IEC 60529	IP67	IP67	IP67	IP67	IP67	IP67	IP67	IP67
Connection type	Female	Female	Female	Female	Connector	Connector	Connector	Connector
Version [Type]	Straight	Angle	Straight	Angle	Straight	Angle	Straight	Angle

► ROUND PLUG FOR WER3000

Order no.	► Technical Data			
	RSTVLM23G06B-B	RSTVLM23W06B-B	RSTVLM23G06S-B	RSTVLM23W06S-B
Fixing thread	M23	M23	M23	M23
No. of contacts	6	6	6	6
Protection to IEC 60529	IP67	IP67	IP67	IP67
Connection type	Socket	Socket	Male	Male
				

Order no.	► Technical Data			
	RSTVLM23G08B-B	RSTVLM23W08B-B	RSTVLM23G08S-B	RSTVLM23W08S-B
Fixing thread	M23	M23	M23	M23
No. of contacts	8	8	8	8
Protection to IEC 60529	IP67	IP67	IP67	IP67
Connection type	Socket	Socket	Male	Male
				

Order no.	► Technical Data			
	RSTVSM23G12B-B	RSTVSM23W12B-B	RSTVSM23G12S-B	RSTVSM23W12S-B
Fixing thread	M23	M23	M23	M23
No. of contacts	12	12	12	12
Protection to IEC 60529	IP67	IP67	IP67	IP67
Connection type	Socket	Socket	Male	Male
				

Order no.	► Technical Data			
	RSTVSM23G19B-B	RSTVSM23W19B-B	RSTVSM23G19S-B	RSTVSM23W19S-B
Fixing thread	M23	M23	M23	M23
No. of contacts	19	19	19	19
Protection to IEC 60529	IP67	IP67	IP67	IP67
Connection type	Socket	Socket	Male	Male
				