

2-JAW PARALLEL GRIPPERS WITH LONG STROKE SERIES GH7000

▶ PRODUCT ADVANTAGES



“The strong”

▶ High gripping force

The high gripping force allows you to handle the heaviest workpieces in your application reliably

▶ High moment load

The heavy-duty linear guide provides the highest possible durability for your application

▶ Failure-free continuous operation


Our uncompromising “Made in Germany” quality guarantees up to 10 million maintenance-free cycles

▶ SERIES CHARACTERISTICS

Installation size

GH7XXXX

 10 million maintenance-free cycles (max.)

 Inductive sensor

 IP64


●

●

●



► BENEFITS IN DETAIL



- ① **Switch cam**
 - for position sensing
- ② **Carriage with wiper**
 - for use under extreme conditions
- ③ **Gripper jaw**
 - individual gripper finger mounting
- ④ **Precise linear guide**
 - ideal for highest transverse forces and loads
 - double secured against twisting
- ⑤ **Mounting block adjustable**
 - direct sensing of the gripper jaw position
- ⑥ **Robust, lightweight housing**
 - Hard-coated aluminum alloy
- ⑦ **Synchronization**
 - via rack and pinion
- ⑧ **Drive**
 - two double-acting pneumatic cylinders

► TECHNICAL DATA

Installation size	Stroke per jaw [mm]	Gripping force [N]	Weight [kg]	IP class
GH7665	65	8000 - 8500	31	IP64
GH76100	100	8000 - 8500	36	IP64

► FURTHER INFORMATION IS AVAILABLE ONLINE



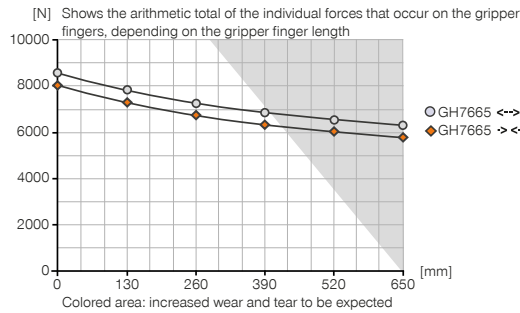
All information just a click away at: www.zimmer-group.com. Find data, illustrations, 3D models and operating instructions for your installation size using the order number for your desired product. Quick, clear and always up-to-date.

2-JAW PARALLEL GRIPPERS WITH LONG STROKE INSTALLATION SIZE GH7665

▶ PRODUCT SPECIFICATIONS

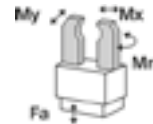


▶ Gripping force diagram



▶ Forces and moments

Displays static forces and moments that can also have an effect, besides the gripping force.



Mr [Nm]	2000
Mx [Nm]	2000
My [Nm]	1500
Fa [N]	4000

▶ INCLUDED IN DELIVERY



2 [piece]
Mounting block
KB8-28



2 [piece]
Flow Control Valves - with Swivel joint
DRV1-4X8

▶ RECOMMENDED ACCESSORIES



ENERGY SUPPLY



DSV1-4
Pressure safety valve



DSV1-4E
Pressure safety valve with quick exhaust



SENSORS



KHA7665-8
Alternate proximity bracket



NJ8-E2
Inductive proximity switch - Cable 5 m



NJ8-E2S
Inductive proximity switch - Connector M8



CONNECTIONS / OTHER



KAG500
Plug-in connector Straight Cable 5m - Socket M8 (female)



KAW500
Plug-in connector Angled Cable 5m - Socket M8 (female)



S8-G-3
Plug-in connector customizable Straight - Connector M8



S12-G-3
Plug-in connector customizable Straight - Connector M12

Order no.	Technical data
	GH7665
Stroke per jaw [mm]	65
Gripping force in closing [N]	8000
Gripping force in opening [N]	8500
Closing time [s]	1.1
Opening time [s]	1.1
Repetition accuracy +/- [mm]	0.05
Operating pressure min. [bar]	3
Operating pressure max. [bar]	8
Nominal operating pressure [bar]	6
Operating temperature min. [°C]	5
Operating temperature max. [°C]	+80
Air volume per cycle [cm ³]	1985
Weight [kg]	31

