

3-JAW CONCENTRIC GRIPPERS WITH LONG STROKE SERIES GD500

▶ PRODUCT ADVANTAGES



“The flat”

- ▶ **Reduced installation height due to horizontal drive**
Reduces the interference contours for your application
- ▶ **Proven T slot guide**
This established and proven guiding technology stands for the highest process reliability like no other
- ▶ **Failure-free continuous operation**
Our uncompromising “Made in Germany” quality guarantees up to 10 million maintenance-free cycles

▶ SERIES CHARACTERISTICS

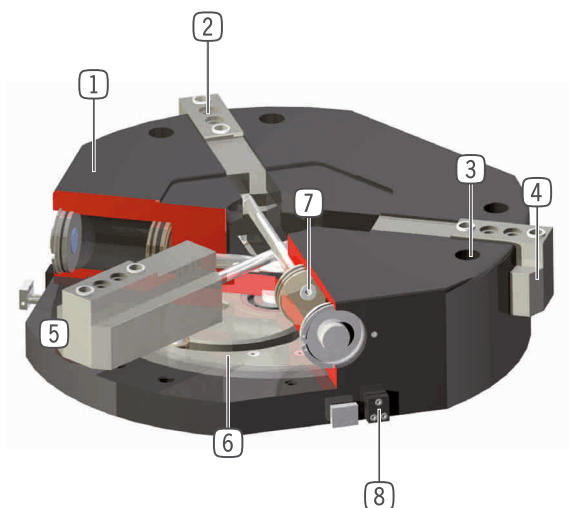
Installation size

GD5XX

 10 Mio	10 million maintenance-free cycles (max.)	●
 +	Inductive sensor	●
 IP 40	IP40	●



► BENEFITS IN DETAIL



- ① **Robust, lightweight housing**
 - Hard-coated aluminum alloy
- ② **Removable centering sleeves**
 - quick and economical positioning of the gripper fingers
- ③ **Mounting and positioning**
- ④ **Gripper jaw**
 - ground, hardened steel
 - individual gripper finger mounting
- ⑤ **Precise T-Slot guide**
 - high forces and moments capacity
- ⑥ **Cam**
 - synchronized jaw movement
- ⑦ **Drive**
 - three double-acting pneumatic cylinders
- ⑧ **Mounting block**
 - mounting for inductive proximity switch

► TECHNICAL DATA

Installation size	Stroke per jaw [mm]	Gripping force [N]	Weight [kg]	IP class
GD530	30	1300	7.4	IP40
GD540	40	2480	22.3	IP40
GD560	60	2480	34.3	IP40

► FURTHER INFORMATION IS AVAILABLE ONLINE



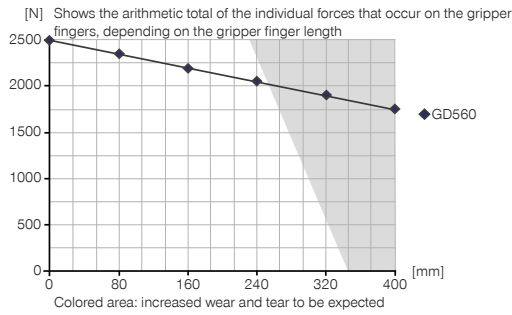
All information just a click away at: www.zimmer-group.com. Find data, illustrations, 3D models and operating instructions for your installation size using the order number for your desired product. Quick, clear and always up-to-date.

3-JAW CONCENTRIC GRIPPERS WITH LONG STROKE INSTALLATION SIZE GD560

▶ PRODUCT SPECIFICATIONS

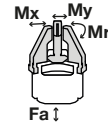


▶ Gripping force diagram



▶ Forces and moments

Displays static forces and moments that can also have an effect, besides the gripping force.



Mr [Nm]	300
Mx [Nm]	200
My [Nm]	300
Fa [N]	8000

▶ INCLUDED IN DELIVERY



2 [piece]
Mounting block
KB8K



6 [piece]
Centering Disc
DST42000

▶ RECOMMENDED ACCESSORIES



ENERGY SUPPLY



GV1-4X8
Straight Fittings - Quick Connect Style



WV1-4X8
Angled Fittings - Quick Connect Style



DEV08
Quick Exhaust Valve



DSV1-8
Pressure safety valve



DSV1-8E
Pressure safety valve with quick exhaust



SENSORS



NJ8-E2
Inductive proximity switch - Cable 5 m



SENSORS



NJ8-E2S
Inductive proximity switch - Connector M8



CONNECTIONS / OTHER



KAG500
Plug-in connector Straight Cable 5m - Socket M8 (female)



KAW500
Plug-in connector Angled Cable 5m - Socket M8 (female)



S8-G-3
Plug-in connector customizable Straight - Connector M8



S12-G-3
Plug-in connector customizable Straight - Connector M12

Order no.	GD560
Stroke per jaw [mm]	60
Gripping force in closing [N]	2480
Gripping force in opening [N]	2480
Closing time [s]	0.45
Opening time [s]	0.45
Repetition accuracy +/- [mm]	0.05
Operating pressure min. [bar]	3
Operating pressure max. [bar]	8
Nominal operating pressure [bar]	6
Operating temperature min. [°C]	5
Operating temperature max. [°C]	+80
Air volume per cycle [cm ³]	650
Weight [kg]	34.3

► Technical data

