

AXIS COMPENSATION MODULES

SERIES ARP

▶ PRODUCT ADVANTAGES



▶ Lockable centre placement

When moving your robot, you can fix the equalizer in place so that uncontrolled movements of the workpiece do not take place

▶ Extremely flat design

This structure reduces the moment load for your robot to a minimum and makes it possible to use smaller and more affordable sizes

▶ Variable balancing force and moment

Adjust the equaliser to your handling weight by mounting a spring package based on desired rigidity

▶ THE BEST PRODUCT FOR YOUR APPLICATION



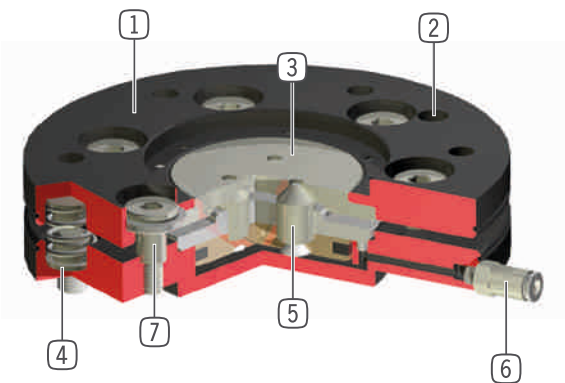
▶ Our products welcome the challenge!

Extreme conditions, all over the world—our tried and tested components and systems give you endless possibilities.

Find the best product for your specific use:

www.zimmer-group.com

► BENEFITS IN DETAIL



- ① **Robust, lightweight housing**
 - Hard-coated aluminum alloy
- ② **Robot connecting flange**
 - partial mounting circle in accordance with EN ISO 9409-1
- ③ **Locking**
 - 3 locking pistons
 - nitrated steel
- ④ **Spring package**
 - version size 63, stronger one is available
 - version size 100, 3 springs can be removed
- ⑤ **Locking drive**
 - single-acting pneumatic cylinder
- ⑥ **Energy supply**
- ⑦ **Guiding bolts with ball cup**

► FURTHER INFORMATION IS AVAILABLE ONLINE



► Technical Information

All information just a click away at: www.zimmer-group.com

Find data, illustrations, 3D models and operating instructions for your installation size using the order number for your desired product.

Quick, clear and always up-to-date.



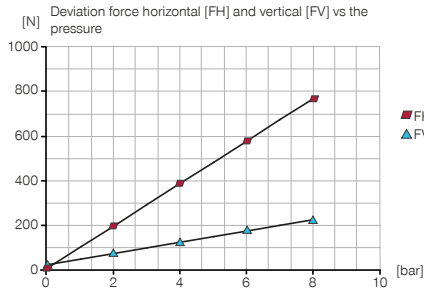
AXIS COMPENSATION MODULES

INSTALLATION SIZE AR40P

▶ PRODUCT SPECIFICATIONS

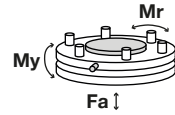


▶ Spring Pack 1 (pre-assembled)



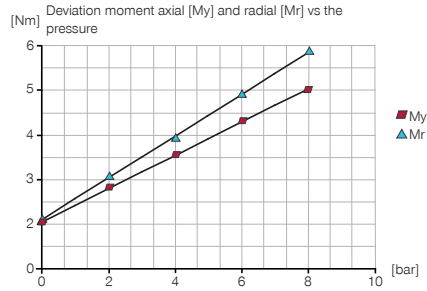
▶ Forces and moments

Shows static forces and moments which may impact on the axis compensation module.



Mr [Nm]	60
My [Nm]	60
Fa [N]	800

▶ Spring Pack 1 (pre-assembled)



▶ INCLUDED IN DELIVERY



Cylinder Screw

C7984060129



Spring Pack 1 (pre-assembled)

CFED11180

▶ RECOMMENDED ACCESSORIES



Angled Fittings - Barb Style Connection

WVM3



Straight Fittings - Barb Style Connection

GVM3

Order no.	Technical Data*
Connecting flange according EN ISO 9409-1	TK40
Installation Height [mm]	21.5
Recommended handling weight [kg]	3
Horizontal deviation +/- [mm]	2
Horizontal deviation +/- [°]	1
Vertical deviation [mm]	2
Vertical deviation [°]	1
Centering force when locking [N]	170
Repetition accuracy Horizontal +/- [mm/°]	0.05
Repetition accuracy Vertical +/- [mm/°]	0.05
Air volume per cycle [cm ³]	2
Operating pressure min. [bar]	1
Operating pressure max. [bar]	8
Operating temperature min. [°C]	5
Operating temperature max. [°C]	+80
Moment of inertia [kg/cm ²]	0.5
Weight [kg]	0.15

*All data measured at 6 bar

